

Scaled data based on original data using
LM-79-08 Approved Method: Electrical and Photometric Measurements of Solid-
State Lighting Products

Test Report Prepared for
Cooper Lighting Solutions
(formerly Eaton)

Brand: INVUE

Report Number: P671437

Luminaire Tested: **CCP-SA-1D-830-U-SL3**

Issue Date: 04/16/2023



Test Information

Test Method: LM-79-08
Report Number: P671437
Test Lab: INNOVATION CENTER(G1)
Issue Date: 04/16/2023
Manufacturer: COOPER LIGHTING SOLUTIONS (FORMERLY EATON)
Product Line: INVUE
Catalog Number: CCP-SA-1D-830-U-SL3
Description: INVUE CLEAR CURVE POLE MOUNT LIGHT SQUARE LUMINAIRE @800mA w/ SL3 distribution lens
Light Source: (16) 3000K CCT, 80 CRI LEDS
Ballast/Driver: ELECTRONIC DRIVER

Summary

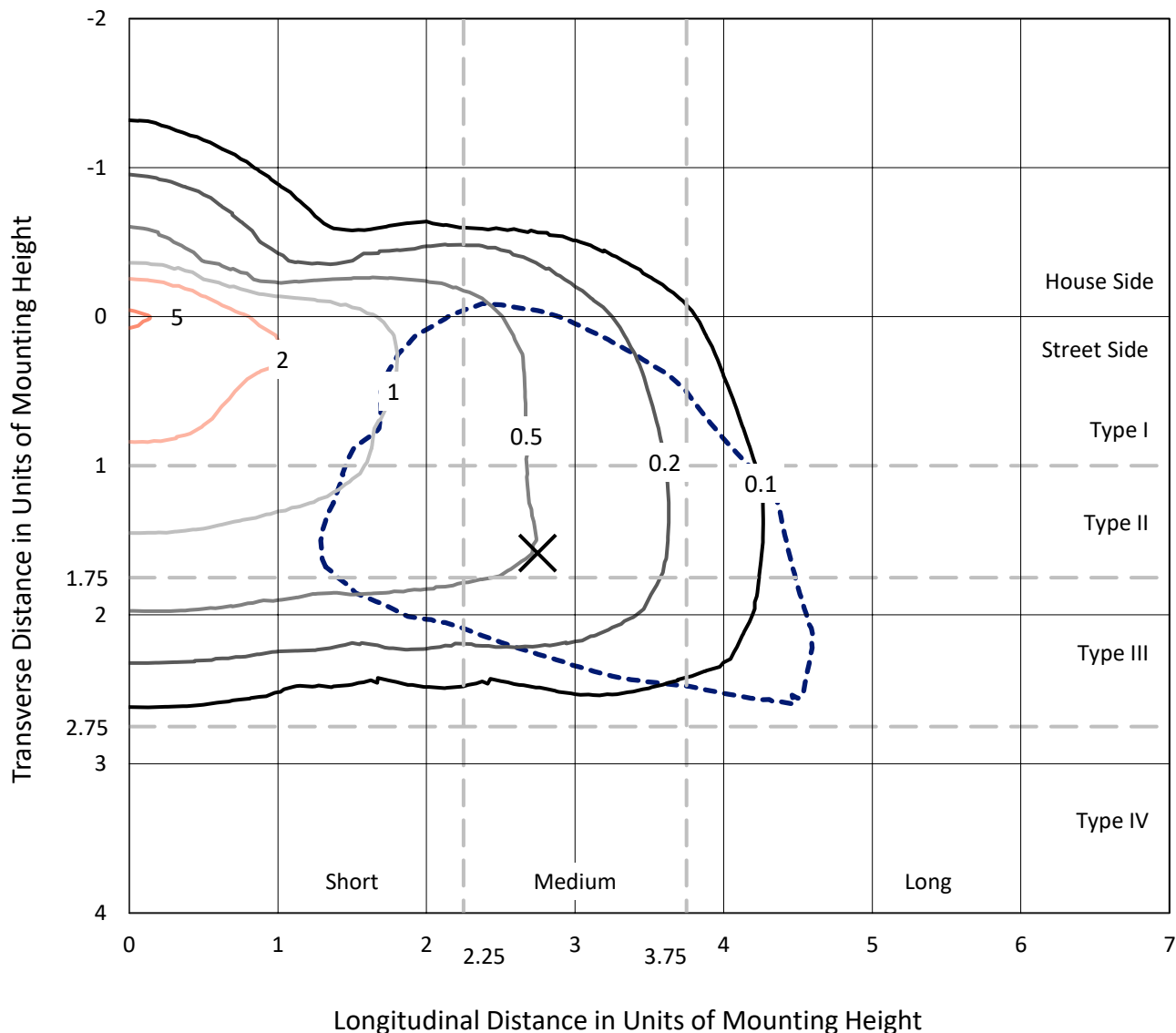
Lumens per Lamp: N/A
Luminaire Lumens: 4381.5 lumens
Efficiency: N/A
Efficacy: 99.6 lumens/watt
Luminous Opening: Rectangular (W 1' x L: 0.5' x H: 0')
IES Classification: Type III - Medium
BUG Rating: B1 - U0 - G2

Input Watts (W): 44
Input Voltage (V): 120
Input Current (Ain): NR
Voltage Rise (V): NR
Power Factor: NR
Total Harmonic Distortion (THDi): NR
Frequency (hertz): 60
Stabilization Time: NR
Operation Time: NR
Ambient Temperature (°C): NR
Test Distance: 25 FT

REPORT NUMBER: P671437
 CATALOG NUMBER: CCP-SA-1D-830-U-SL3

Iso-Footcandle Lines of Horizontal Illumination

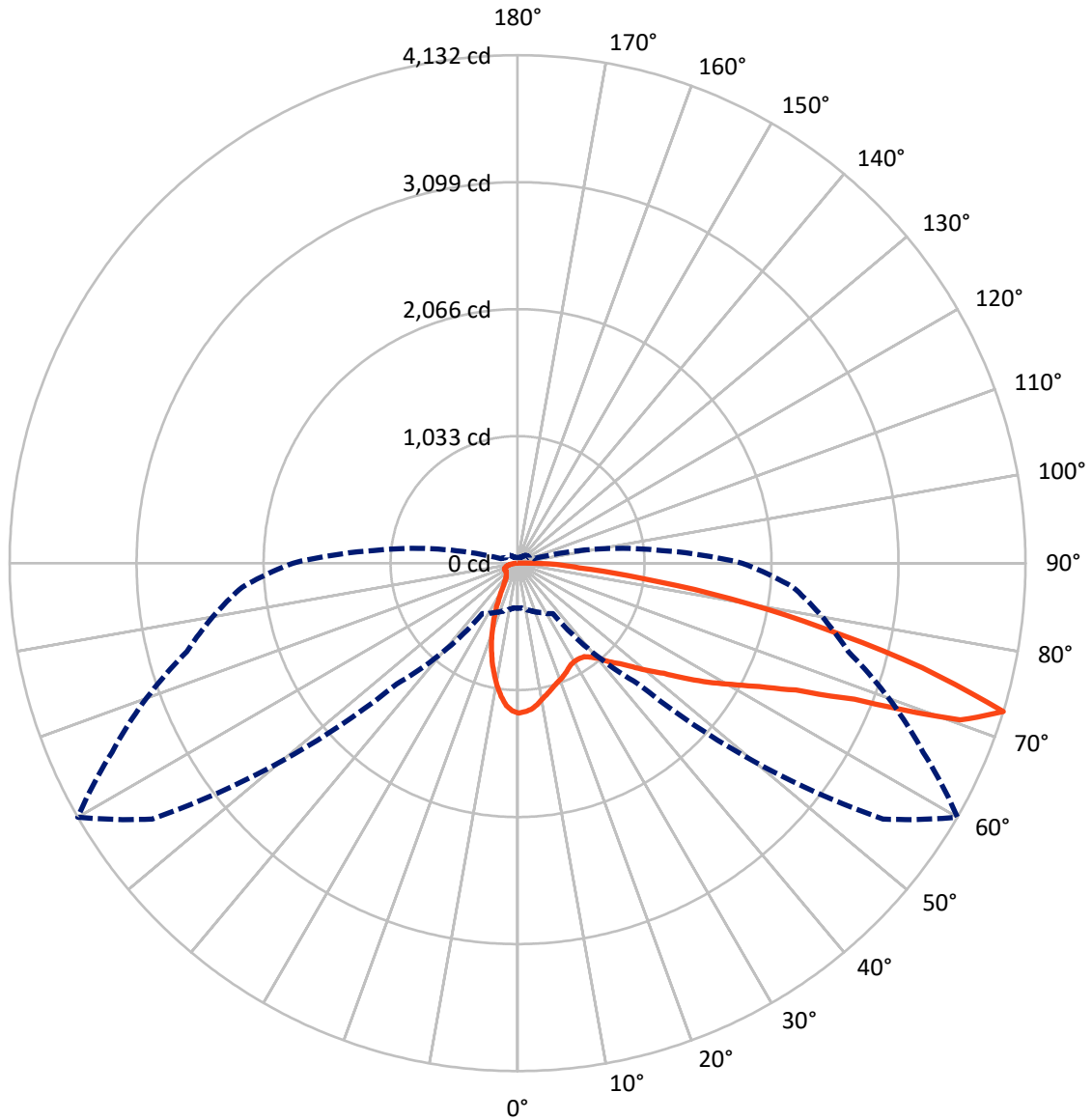
× Max cd
 - - - 1/2 Max cd



Based on 15 foot mounting height. Maximum calculated value = 5.4 fc
 Type III - Medium - N/A

REPORT NUMBER: P671437
CATALOG NUMBER: CCP-SA-1D-830-U-SL3

Luminous Intensity Polar Plot



— Vertical Plane Through 60-Deg Lateral - - - Horizontal Cone Through 72.5-Deg Vertical

REPORT NUMBER: P671437

CATALOG NUMBER: CCP-SA-1D-830-U-SL3

FLUX DISTRIBUTION:

		Downward	Upward	Total
House Side	Lumens	752.7	0.0	752.7
	% Fixture	17.2	0.0	17.2
Street Side	Lumens	3628.8	0.0	3628.8
	% Fixture	82.8	0.0	82.8
Total	Lumens	4381.5	0.0	4381.5
	% Fixture	100.0	0.0	100.0

Coefficient of Utilization

ZONAL LUMENS:

Zone	Lumens	% Fixture
0°-10°	105.7	2.4
10°-20°	239.8	5.5
20°-30°	306.9	7.0
30°-40°	392.6	9.0
40°-50°	538.5	12.3
50°-60°	778.8	17.8
60°-70°	1068.4	24.4
70°-80°	801.7	18.3
80°-90°	149.0	3.4
90°-100°	0.0	0.0
100°-110°	0.0	0.0
110°-120°	0.0	0.0
120°-130°	0.0	0.0
130°-140°	0.0	0.0
140°-150°	0.0	0.0
150°-160°	0.0	0.0
160°-170°	0.0	0.0
170°-180°	0.0	0.0
0°-90°	4381.5	100.0
0°-180°	4381.5	100.0



REPORT NUMBER: P671437

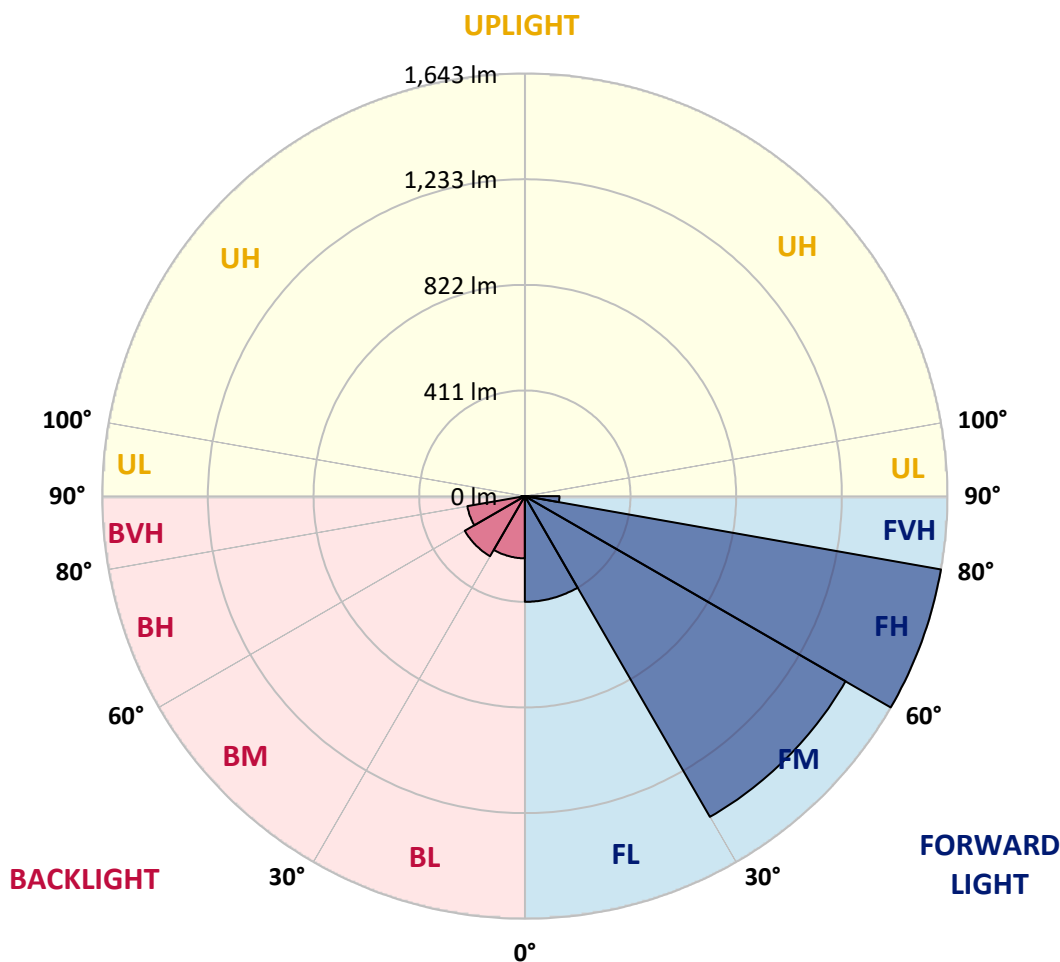
CATALOG NUMBER: CCP-SA-1D-830-U-SL3

LUMINAIRE CLASSIFICATION SYSTEM LUMEN TABLE AND BUG RATING:

Zone	Lumens	% Fixture	Zone Rating/Lumen Limit		
			B	U	G
FL (0°-30°)	410.8	9.4			
FM (30°-60°)	1440.2	32.9			
FH (60°-80°)	1643.3	37.5			G1/1800
FVH (80°-90°)	134.5	3.1			G2/225
BL (0°-30°)	241.6	5.5	B1/500		
BM (30°-60°)	269.7	6.2	B1/1000		
BH (60°-80°)	226.8	5.2	B1/500		G1/500
BVH (80°-90°)	14.5	0.3			G1/100
UL (90°-100°)	0.0	0.0		U0/0	
UH (100°-180°)	0.0	0.0		U0/0	

BUG Rating: B1-U0-G2

Type III Medium





REPORT NUMBER: P671437

CATALOG NUMBER: CCP-SA-1D-830-U-SL3

CANDELA DISTRIBUTION (FULL):

	0°	5°	15°	25°	35°	45°	55°	60°	65°	75°	85°
0°	1220.0	1220.0	1220.0	1220.0	1220.0	1220.0	1220.0	1220.0	1220.0	1220.0	1220.0
2.5°	1193.9	1205.4	1208.6	1208.6	1218.4	1207.0	1223.3	1210.2	1213.5	1218.4	1215.1
5°	1136.8	1156.4	1145.0	1166.2	1158.1	1172.7	1192.3	1192.3	1187.4	1197.2	1189.0
7.5°	1081.4	1074.9	1094.4	1094.4	1107.5	1127.1	1143.4	1159.7	1161.3	1164.6	1162.9
10°	1006.4	1014.5	1024.3	1037.4	1053.7	1073.2	1107.5	1120.5	1123.8	1143.4	1138.5
12.5°	944.4	955.8	962.3	988.4	1003.1	1030.8	1070.0	1087.9	1089.5	1117.3	1117.3
15°	898.7	905.2	919.9	929.7	962.3	1001.5	1039.0	1055.3	1073.2	1102.6	1094.4
17.5°	867.7	875.9	882.4	895.5	926.4	959.1	1017.8	1027.6	1048.8	1091.2	1081.4
20°	849.8	851.4	861.2	869.4	897.1	928.1	980.3	1006.4	1034.1	1071.6	1061.8
22.5°	853.0	846.5	844.9	856.3	861.2	890.6	954.2	981.9	1021.0	1065.1	1048.8
25°	859.6	861.2	857.9	848.1	849.8	875.9	918.3	954.2	998.2	1063.4	1030.8
27.5°	875.9	884.0	871.0	861.2	851.4	861.2	905.2	931.3	980.3	1071.6	1029.2
30°	892.2	900.3	897.1	882.4	862.8	859.6	890.6	923.2	970.5	1078.1	1029.2
32.5°	916.7	928.1	916.7	921.5	898.7	884.0	895.5	924.8	980.3	1101.0	1030.8
35°	944.4	954.2	957.4	946.0	941.1	913.4	919.9	934.6	990.1	1127.1	1047.1
37.5°	975.4	986.8	996.6	998.2	981.9	965.6	962.3	970.5	1014.5	1172.7	1065.1
40°	996.6	1003.1	1022.7	1039.0	1043.9	1021.0	1019.4	1019.4	1058.6	1213.5	1097.7
42.5°	1032.5	1029.2	1056.9	1086.3	1094.4	1081.4	1084.7	1097.7	1120.5	1272.2	1149.9
45°	1050.4	1047.1	1079.8	1128.7	1166.2	1159.7	1162.9	1167.8	1189.0	1365.2	1238.0
47.5°	1074.9	1078.1	1125.4	1180.9	1220.0	1242.9	1260.8	1259.2	1275.5	1459.8	1335.8
50°	1099.3	1105.9	1162.9	1221.7	1290.2	1329.3	1355.4	1373.3	1389.7	1559.3	1448.4
52.5°	1146.6	1153.2	1216.8	1280.4	1368.5	1425.5	1490.8	1489.2	1490.8	1658.8	1560.9
55°	1215.1	1216.8	1254.3	1327.7	1446.7	1551.1	1640.8	1650.6	1622.9	1782.7	1689.8
57.5°	1293.4	1300.0	1332.6	1388.0	1508.7	1671.8	1808.8	1828.4	1753.4	1883.9	1807.2
60°	1366.8	1371.7	1422.3	1485.9	1616.4	1823.5	1978.5	2001.3	1919.8	2007.8	1929.5
62.5°	1283.6	1308.1	1397.8	1543.0	1805.6	2053.5	2193.8	2208.5	2081.2	2133.4	2060.0
65°	1027.6	1043.9	1172.7	1407.6	1818.6	2471.1	2526.5	2487.4	2303.1	2294.9	2257.4
67.5°	572.5	585.5	673.6	919.9	1531.6	2627.6	3242.5	2955.5	2647.2	2537.9	2524.9
70°	451.8	455.1	466.5	517.0	849.8	2316.1	3806.9	3819.9	3209.9	2872.3	2582.0
72.5°	367.0	365.4	399.6	443.6	502.4	1389.7	3629.1	4131.5	3640.5	2784.2	2249.2
75°	280.5	285.4	329.5	393.1	460.0	654.1	2707.6	3399.1	3410.5	2595.0	1896.9
77.5°	213.7	215.3	264.2	347.4	450.2	461.6	1766.4	2533.0	2544.4	2009.5	1045.5
80°	159.8	159.8	200.6	293.6	438.8	425.7	1087.9	1756.6	1590.3	706.2	228.3
82.5°	91.3	97.9	133.7	223.5	398.0	409.4	613.3	1006.4	672.0	192.5	106.0
85°	48.9	50.6	81.6	150.1	327.8	391.5	468.1	500.7	267.5	102.8	48.9
87.5°	17.9	17.9	37.5	76.7	207.1	290.3	371.9	319.7	153.3	47.3	24.5
90°	0.0	0.0	0.0	0.0	0.0	0.0	0.0	0.0	0.0	0.0	0.0



REPORT NUMBER: P671437
 CATALOG NUMBER: CCP-SA-1D-830-U-SL3

CANDELA DISTRIBUTION (continued):

	90°	95°	105°	115°	125°	135°	145°	155°	165°	175°	180°
0°	1220.0	1220.0	1220.0	1220.0	1220.0	1220.0	1220.0	1220.0	1220.0	1220.0	1220.0
2.5°	1218.4	1211.9	1207.0	1211.9	1193.9	1185.8	1195.6	1190.7	1180.9	1176.0	1172.7
5°	1193.9	1185.8	1177.6	1172.7	1153.2	1133.6	1123.8	1104.2	1087.9	1092.8	1083.0
7.5°	1167.8	1159.7	1135.2	1112.4	1073.2	1034.1	1016.1	988.4	978.6	970.5	965.6
10°	1135.2	1120.5	1083.0	1037.4	980.3	936.2	890.6	857.9	823.7	809.0	813.9
12.5°	1094.4	1086.3	1027.6	957.4	877.5	804.1	750.3	698.1	652.4	628.0	621.4
15°	1076.5	1052.0	967.2	874.2	773.1	681.8	601.9	510.5	456.7	430.6	430.6
17.5°	1056.9	1011.3	910.1	782.9	667.1	549.7	437.1	353.9	311.5	296.9	296.9
20°	1025.9	975.4	843.3	696.5	556.2	414.3	313.2	267.5	254.4	244.7	246.3
22.5°	1003.1	941.1	781.3	611.6	440.4	308.3	246.3	231.6	226.7	223.5	225.1
25°	977.0	900.3	716.0	520.3	345.8	243.0	213.7	207.1	210.4	212.0	212.0
27.5°	955.8	866.1	649.2	422.4	261.0	205.5	192.5	190.8	197.4	200.6	202.3
30°	941.1	835.1	583.9	332.7	208.8	182.7	176.2	176.2	184.3	187.6	189.2
32.5°	926.4	809.0	513.8	254.4	177.8	163.1	161.5	163.1	168.0	168.0	169.6
35°	931.3	784.5	446.9	205.5	159.8	150.1	150.1	150.1	151.7	153.3	153.3
37.5°	941.1	778.0	375.1	172.9	146.8	140.3	140.3	138.6	140.3	138.6	140.3
40°	950.9	768.2	309.9	153.3	138.6	133.7	132.1	128.9	127.2	127.2	128.9
42.5°	991.7	781.3	254.4	140.3	132.1	128.9	124.0	120.7	119.1	119.1	119.1
45°	1043.9	805.7	210.4	133.7	127.2	119.1	115.8	114.2	110.9	112.5	114.2
47.5°	1122.2	843.3	184.3	128.9	122.3	112.5	109.3	106.0	106.0	109.3	109.3
50°	1224.9	905.2	168.0	124.0	117.4	107.6	102.8	101.1	101.1	106.0	106.0
52.5°	1335.8	977.0	161.5	122.3	112.5	102.8	97.9	96.2	96.2	102.8	102.8
55°	1446.7	1065.1	166.4	122.3	109.3	97.9	93.0	89.7	91.3	96.2	96.2
57.5°	1569.1	1159.7	190.8	122.3	106.0	96.2	89.7	84.8	86.4	88.1	88.1
60°	1702.8	1283.6	233.2	122.3	104.4	93.0	84.8	78.3	78.3	79.9	79.9
62.5°	1838.2	1406.0	293.6	124.0	106.0	91.3	78.3	71.8	70.1	71.8	71.8
65°	2016.0	1601.7	353.9	124.0	110.9	88.1	73.4	65.2	63.6	63.6	65.2
67.5°	2265.5	1742.0	274.0	119.1	114.2	88.1	68.5	60.3	57.1	57.1	57.1
70°	2133.4	1469.6	174.5	110.9	109.3	91.3	65.2	55.5	52.2	50.6	50.6
72.5°	1826.8	1176.0	140.3	104.4	101.1	89.7	62.0	52.2	47.3	45.7	45.7
75°	1464.7	928.1	122.3	94.6	88.1	75.0	57.1	47.3	44.0	40.8	40.8
77.5°	717.7	388.2	93.0	83.2	75.0	57.1	50.6	44.0	39.1	35.9	35.9
80°	179.4	135.4	68.5	65.2	55.5	44.0	40.8	37.5	34.3	31.0	31.0
82.5°	96.2	79.9	48.9	44.0	37.5	31.0	31.0	29.4	27.7	24.5	22.8
85°	48.9	47.3	32.6	29.4	24.5	19.6	21.2	21.2	19.6	14.7	14.7
87.5°	26.1	26.1	16.3	13.0	11.4	9.8	9.8	9.8	8.2	6.5	6.5
90°	0.0	0.0	0.0	0.0	0.0	0.0	0.0	0.0	0.0	0.0	0.0

(END OF REPORT)